



Series SI5000W wood and aluminum facade system is suitable for vertical and slope glazed commercial and residential applications. The glulam interior with thermally enhanced aluminum exterior glazing system offers superior air, water, structural, and thermal performance.

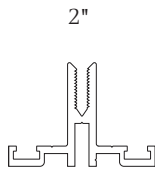
Features:

- Completely factory-engineered and fabricated system
- 2", 2 1/2", and 3" profile widths
- Outside set, pressure-glazed system
- Vertical wall, slope glazed, and skylight applications
- Glazing infills from 3/16" to 1 1/2"; thicker glass options depending upon engineering
- Custom designed shear blocks for easy assembly
- Standard aluminum finishes: AAMA 2603
 - Duracron: Hartford Green, Bronze, Black, Natural Clay, White, Sandstone
- Standard wood finish
 - Multi-coat water-based interior finish
 - Solvent or water-based exterior finish
- FSC certified wood available upon request
- LEED friendly system including recycled content
- Designed and manufactured in the U.S.A.

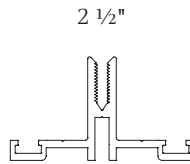
Options:

- Custom aluminum finishes
 - Class I Anodized: Dark Bronze, Clear
 - Powder coat finish: AAMA 2604-2605
 - Fluoropolymers (50% or 70%): AAMA 2604-2605
 - Wood and metal cladding
- Custom wood finishes
- Multiple glulam and solid wood species available
- Wood members custom milled or shaped
- Operable window and door inserts with a matching wood veneer
- Multiple decorative cover caps in aluminum or wood
- 2- or 4- side SSG glazing options
- Aluminum and/or wood horizontal members

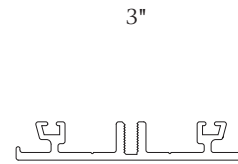
SI5200W



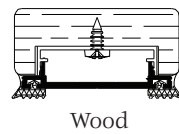
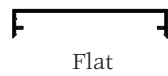
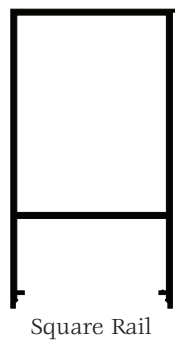
SI5250W



SI5300W



Cover Cap Options



Design Options




Wood Facade System
(Standard Option)



Wood Facade with
Wood Cover Cap
(Available for interior
walls/sheltered walls)




2-Sided Structurally
Glazed Wood Facade



4-Sided Structurally
Glazed Wood Facade



Wood and Aluminum
Facade System



Wood and Steel
Facade System

Performance Test#110-13134-1				
Panel Size	Thermal (BTU/hr/ft ² /°F)	DP (psf)	Air@ (1.57psf)	Water (5.0gph/ft ²)
5' x 10'	.18 NFRC	± 40	0.02	15.0

Standard Species Available*

White Oak

Douglas Fir

White Ash

Mahogany

Hard Maple

Cherry

Ponderosa Pine



* Additional species available upon request.

Testing and performance results may vary depending upon sill and hardware selections.
Please be sure to visit our website for additional product information.

www.solarinnovations.com

