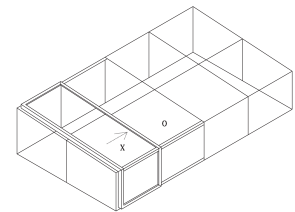
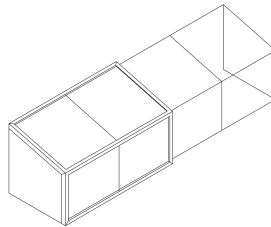
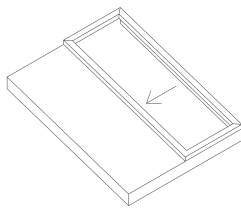




SI6500 series thermally enhanced aluminum retractable skylight for use in commercial and residential applications mainly for roof access. Can be inserted into a glazed SI Structure or integrated into any traditional roof construction to provide exceptional ventilation, views, and accessibility.



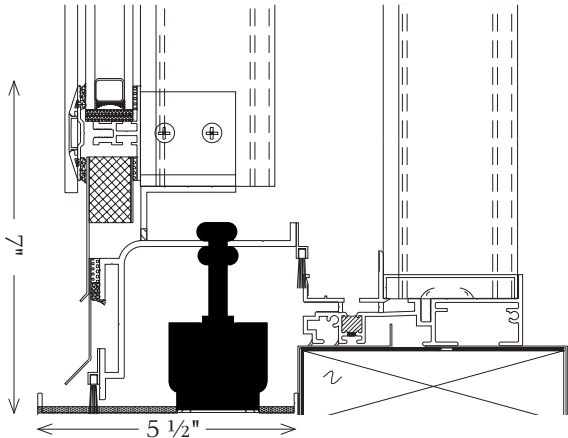
Features:

- Horizontal operation
- Glazing in-fills up to 1 1/8"
- Accommodates any glazing option including glass, polycarbonate, acrylic, or insulated metal panels
- Maximum configuration size dependent upon engineering requirements
- Standard finishes: AAMA 2603
 - Duracron: Hartford Green, Bronze, Black, Natural Clay, White, Sandstone
- Class I anodized: Dark Bronze, Clear
- Minimum pitch 2/12
- Maximum Panel size 9' x 9'

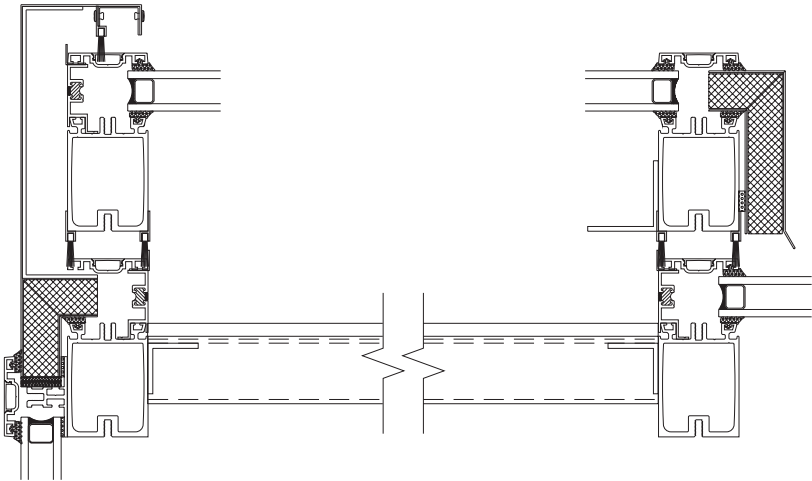
Options:

- Motorization possible
 - Depending upon engineering requirements
- Custom finishes
 - Powder coat finish: AAMA 2603-2604
 - Fluoropolymer (50% or 70%): AAMA 2604-2605
 - Wood and metal cladding
- Oversized panels upon request
- Custom Dimensions

Sill Connection



Section



Please be sure to visit our website for additional product information.
www.solarinnovations.com

