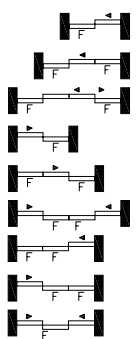


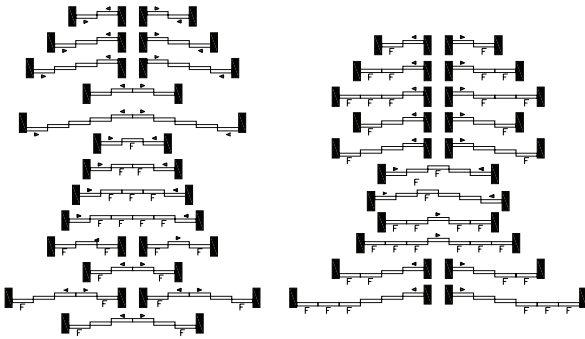


Series SI8200 HP hurricane impact, thermally enhanced, multi-track sliding door system is suitable for commercial and residential applications. Multiple sill options provide outstanding performance and design versatility. Telescoping sliding door system provides operability to open up entire exterior elevations, even in extreme weather-prone environments. For projects outside the tested scopes, a one-time engineering evaluation may be applicable.

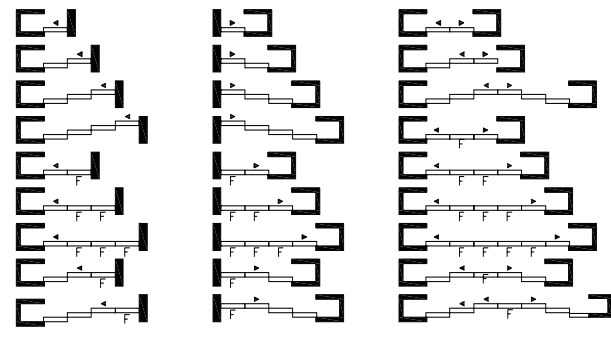
Dual Track



Multi-Track



Multi-Track Pockets



Features:

- Florida impact approved product; FL 16028.2
- Weather tight jamb interlock provides air and water performance
- Monolithic and insulated impact glazing infills up to 1"
- Standard finishes: AAMA 2603
 - Duracron: Hartford Green, Bronze, Black, Natural Clay, White, Sandstone
- Class I anodized: Dark Bronze, Clear
- Multiple hardware options and finishes
- Maximum tested panels size 5' x 8'
- Multiple roller sizes allow oversized panels*
- LEED friendly system including recycled content
- Designed and manufactured in the U.S.A.

Options:

- Pocket sliding: single or double sided*
- Custom finishes
 - Powder Coat Finish: AAMA 2604-2605
 - Fluoropolymer (50% or 70%): AAMA 2604-2605
 - Veneer and cladding options
- Decorative interior and exterior low profile grids
- Insect screen options: sliding, retractable
- Screen motorizations available upon request

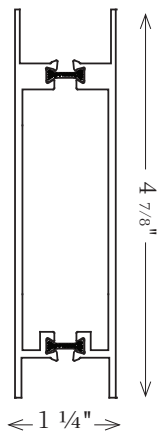
*Configurations have not been tested. Project specific testing is possible.



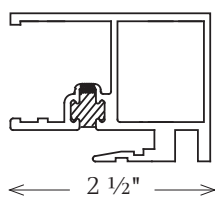
SI8200HP Impact G2 Multi-Track Sliding Glass Door System

Last Revised: 3/23/15

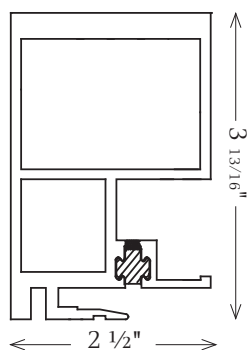
G2 Heavy Bottom Rail



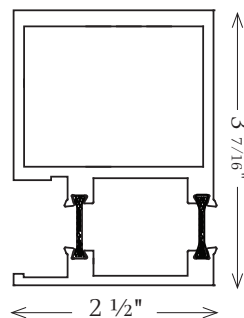
G2 Hook Rail



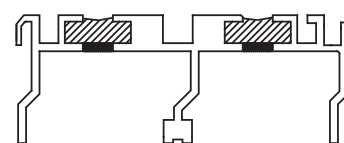
G2 Hurricane Hook Rail



G2 Thermal Slider Hurricane Flush Rail



G2 Thermal Slider Dual Track Head/Jamb



G2 Thermal Slider Dual Track Sill with Extra HP Leg



G2 Thermal Slider Dual Track Sill with HP Leg



Hardware Options



Interior Exterior
Recessed Thumb Turn
Clear Anodized Dark Bronze
Anodized



Interior Exterior
Ergonomic
White, Black, Painted Silver
Custom Finishes Available



Screen Doors and Recessed Pocket Doors
Black, Painted Silver
Non-coastal



Edge Pull
Pocket Doors Only
Clear Anodized Only



Custom hardware and colors available at www.solarinnovations.com; custom colors available for an additional charge.

Custom colors. Additional charges may apply. Extended lead times apply:

Bright Brass, Antique Brass, Brushed Brass, Bright Chrome, Brushed Chrome, Oil Rubbed Bronze, and Brushed Antique Chrome

Florida Impact Performance Test #110-10818-2						
Panel Size	# Panels	DP (psf)	Certification	Air@ (1.57psf)	Water (psf)	Glass Selection
60 1/2" x 96"	Up to 5	±65	FL 16028.2	.14	12.0	Monolithic 7/16" HS (3/16 over 3/16 .075 Vaneva Inner Layer) Insulated 1 1/16" HS (3/16 Tempered over 7/16 HS .075 Vaneva Inner Layer)

Sliding Door Roller Stainless Steel



3" Roller
(Approximate Size)
Precision bearings.

All hardware is subject to vendor availability. Solar Innovations, Inc. reserves the right to discontinue any hardware option at any time. Testing and performance results may vary depending upon sill and hardware selections. Please be sure to visit our website for additional product information and hardware selections.

www.solarinnovations.com

