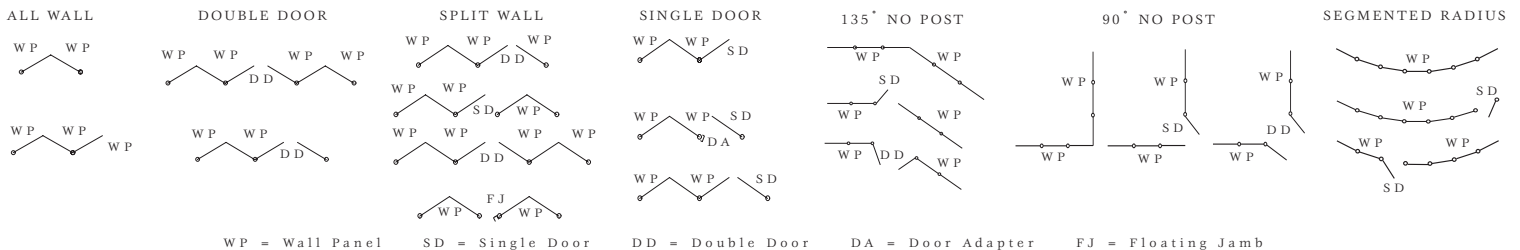




Series SI3000N non-thermal aluminum folding glass wall system is designed for use in commercial and residential applications. Multiple sill options and profile dimensions provide greater performance and design flexibility. Customization of product profiles, hardware, sills, panel size, and testing can be completed upon request.



Features:

- Panel size up to 3' x 10'; larger panel options may be available, depending on applications
- Non-thermal profiles with minimized sightlines
- Operable hardware custom manufactured by Solar Innovations, Inc.
- Zero-maintenance extruded aluminum hinge with Stainless Steel pin
- Roller assemblies designed to minimize and simplify panel maintenance
- Multiple hardware styles and finishes
- Accommodates monolithic, laminated, and insulated glazing infills from 3/16" to 1 1/8"
- Standard finishes: AAMA 2603
 - Duracron: Hartford Green, Bronze, Black, Natural Clay, White, Sandstone
- Top or bottom load, in-swing or out-swing operation
- LEED friendly system including recycled content
- Designed and manufactured in the U.S.A.

Options:

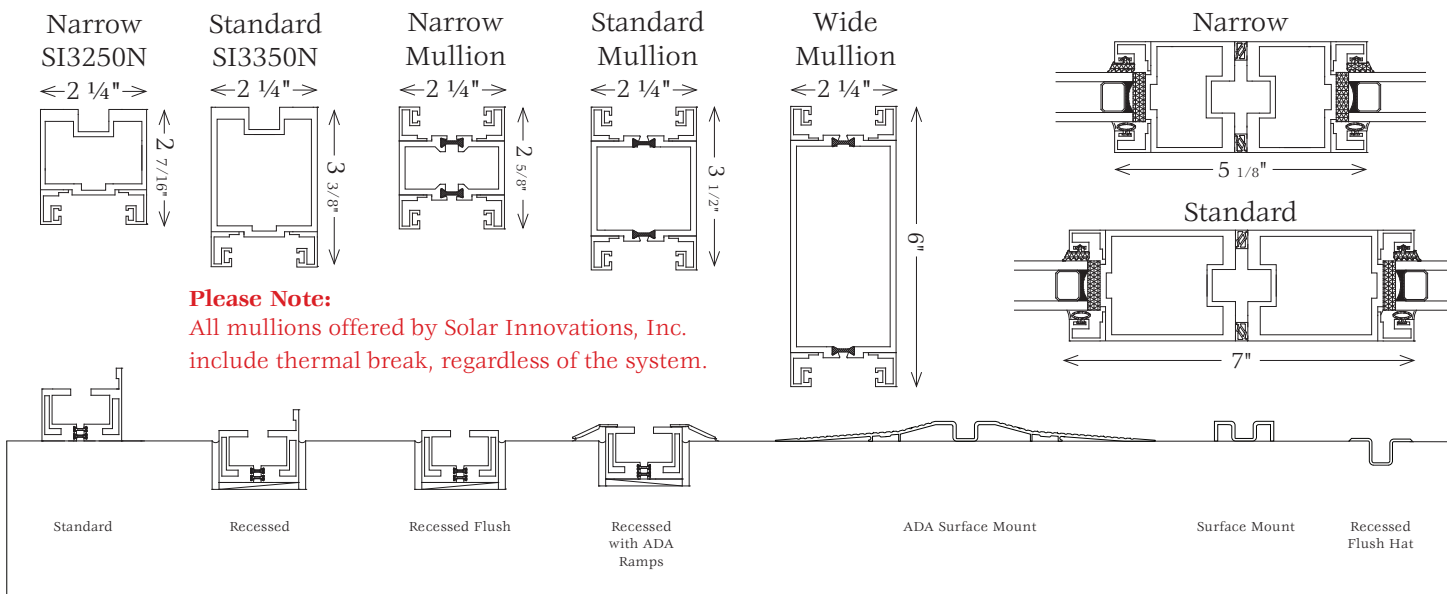
- Matching fixed transoms and sidelites
- Integrated swing doors: single or double
- Custom finishes
 - Class I anodized: Dark Bronze, Clear
 - Powder coat finish: AAMA 2604-2605
 - Fluoropolymer (50% or 70%): AAMA 2604-2605
 - Veneer and cladding options
 - Dual color or dual finish options
- Decorative interior and exterior grids
- Panic hardware available
- Screen options: folding, sliding, retractable
- Multiple sill designs, including ADA compliant ramps
- Factory installed sill drain tubes, if required
- Designed to accommodate almost any monolithic, insulated, laminated, decorative, polycarbonate, or solid panel infill



SI3000N

Non-Thermal Folding Glass Wall System


Last Revised on: 8/5/2014



Please Note:
All mullions offered by Solar Innovations, Inc. include thermal break, regardless of the system.

Coastal Applications

Back Plate Options



Brass Handle Options



Color Options

- Polished Chrome (C)
 - Oil Rubbed Brass (C)
 - Brushed Chrome (C)
 - Rustic Umber (C)
 - White (C)
 - Matte Black (C)
 - Satin Nickel (C)
 - Brass (C)
 - Antique Nickel (C)
- (C) = Heavy Saltwater Resistant Finishes

Exterior Entry Trim



Rim Panic

Matching interior passage sets available.
For double door applications, concealed vertical rod panic hardware is available.

Mortise Panic

Entry trim with thumb turn and wire pull available.

Inland Applications


Back Plate Options



Both styles available with:

- Thumb Turn - Interior
- Lever - Exterior
- Lever - Interior
- Lever - Exterior
- Thumb Turn - Interior
- Keyed Exterior

Solid Brass Handle Options




Color Options

- Satin Chrome
- Polished Chrome
- Polished Brass
- Antique Brass
- Dark Bronze (25 US10B)
- Pewter
- White
- Black

Hardware is not available for doors exceeding 2 1/2" thickness.


Hinge Options



Hinge Finish Options:

Clear Anodized, Dark Bronze Anodized, Black, Bronze, Natural Clay, White, or Sandstone

Custom Colors Available*



Handle color choices:

Clear Anodized, Dark Bronze Anodized, White Painted, or Bronze Painted
Custom Colors Available*
(*Additional Charges Apply)


Inland Applications Aluminum Options

Back Plate



2246

Handle Options



London

Frankfurt

Color Options

- Pure White
- Painted Silver

Please Note: All hardware is subject to vendor availability. Solar Innovations, Inc. reserves the right to discontinue any hardware option at any time.

Please be sure to visit our website for additional product information.

www.solarinnovations.com

Wire Pulls



Lock Options



Lock color choices:
Metal, Clear Anodized, Black Painted, or White Painted. **Guard in Black or White.**

