

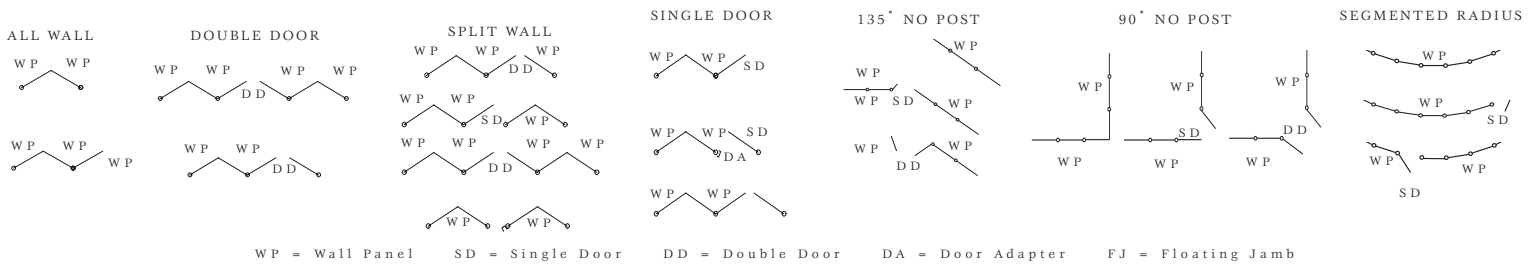
Monster Folding Glass Wall System

G3 and G3 Lite Framing

SI33000F



Series SI33000F thermally enhanced aluminum operable wall system is designed for commercial and residential applications where panels will exceed 4' x 12'. For easy operation and lighter doors, the SI33000F system has been designed to self support at larger sizes, without Stainless Steel inserts. SI33000F offers exceptional air, water, structural, and thermal performance in any condition. Multiple sill options and profile dimensions provide greater performance and design flexibility.



Features:

- Thermally enhanced utilizing thermal strut
- Operable hardware custom manufactured by Solar Innovations, Inc.
- Zero-maintenance corrosion proof extruded aluminum hinge with Stainless Steel pin
- Panel assemblies, including hardware and trollies, designed to minimize and simplify maintenance
- Multiple hardware styles and finishes
- Accommodates monolithic and insulated glazing infills from 1/4" to 1 1/2"
- Standard finishes: AAMA 2603
 - Hartford Green, Bronze, Black, Natural Clay, White, Sandstone
- Bottom or top load, in-swing or out-swing operation
- LEED friendly system including recycled content
- Designed and manufactured in the U.S.A.
- Panel size up to 4' x 16' and larger (Depending on engineering)

Options:

- Matching fixed transoms and sidelites
- Integrated swing doors: single or double
- Custom finishes
 - Class I anodized: Dark Bronze, Clear
 - Powder coat finish: AAMA 2604-2605
 - Fluoropolymer (50% or 70%): AAMA 2604-2605
 - Veneer and cladding options
 - Dual color or dual finish options
- Decorative interior and exterior grids
- Panic hardware available
- Screen options: folding, sliding, retractable
- Multiple sill designs, including ADA compliant ramps
- Factory installed sill drain tubes, if required
- Designed to accommodate any monolithic, insulated, laminated, decorative, polycarbonate, or solid panel infill

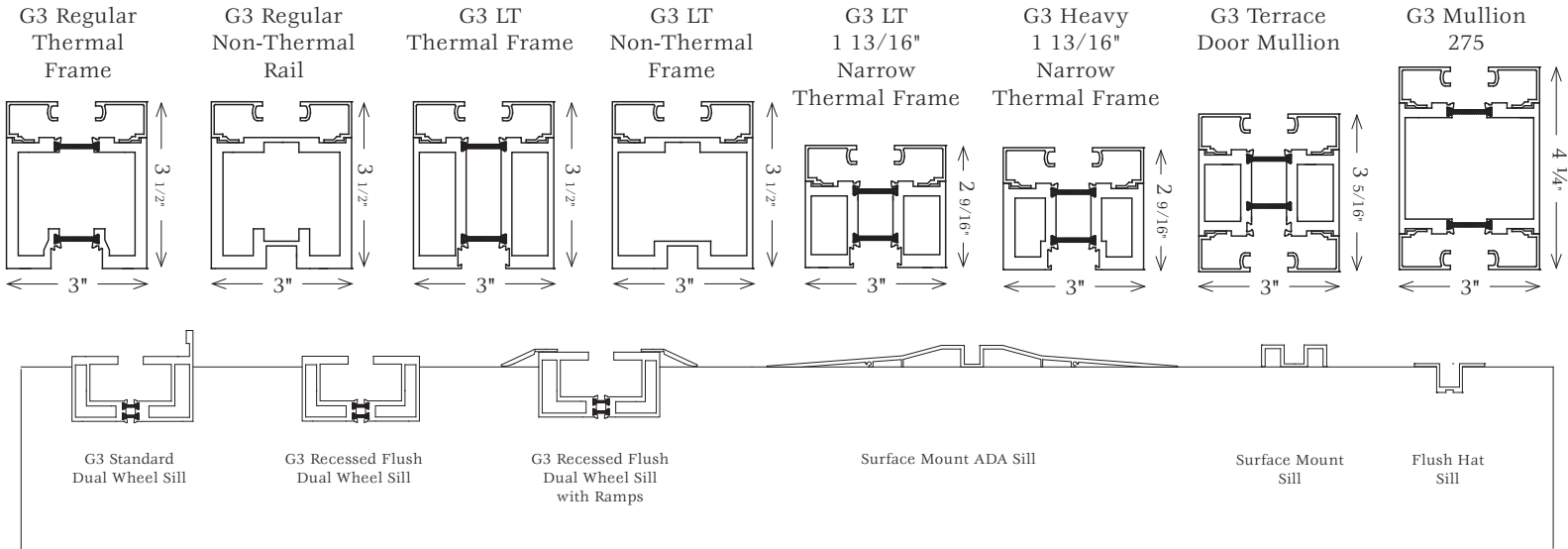


SI33000F

Monster Folding Glass Wall System

G3 and G3 Lite Framing

Last Revised: 9/3/2014



Inland Applications

Aluminum Options



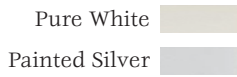
London Frankfurt

Back Plate Option



2246

Color Options



Coastal Applications

Brass Handle Options




Verona Rodos Toronto München New Orleans

Back Plate Options



216 374 3955 3965

Color Options



(C) = Heavy Saltwater Resistant Finishes

Panic Hardware

Exterior Entry Trim



Curved Round Square

Rim Panic



Mortise Panic

CVR Option



Impact Panic

Matching interior passage sets available. For double door applications, concealed vertical rod panic hardware is available. Entry trim with thumb turn and wire pull available.

*Please note: All Monster Wall lock sets have an additional lead time, depending upon color selection. All hardware is subject to vendor availability. Solar Innovations, Inc. reserves the right to discontinue any hardware option at any time.

Standard Pull Option



Pull Handle with Guard

Handle color choices:

Clear Anodized
Dark Bronze Anodized
Black
Bronze
Natural Clay
White
Sandstone
Hartford Green
Guard offered in Black only.

Standard Lock Option



Two Point Locking Handle

Lock color choices:

Bronze
White
Class I Clear Anodized
Dark Bronze Anodized

Standard Hinge Option



Semi-concealed Hinge

Semi-concealed Hinge, Hinge Barrel, End Cap, and Wire Pull Hinge

Handle color choices:

Clear Anodized
Dark Bronze Anodized

Wire Pull



Adjustable Door Catch



SI33000F Performance Pending - Monster Wall Systems require engineering review. Testing and performance results may vary, depending upon sill and hardware selections. Please be sure to visit our website for additional product information.

www.solarinnovations.com